

Thames Valley Family Health Team Balanced Scorecard 2023/2024 Q4

Organizational Outcomes



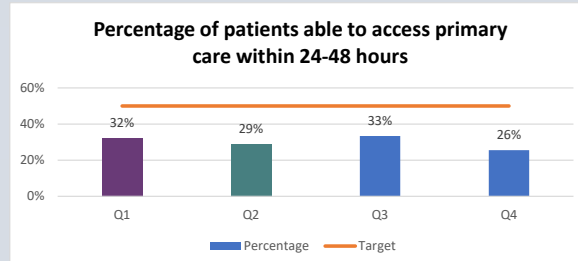
161,088
Number of Rostered Patients



10,244
Unique patients seen



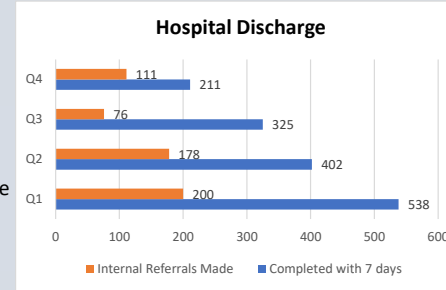
44.2
Average Age



Hospital Discharge



622
Total Hospital Discharge Follow-Ups Completed in Q4

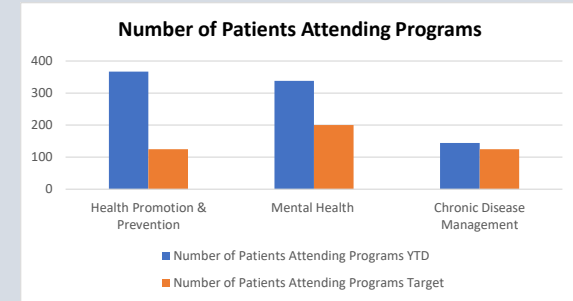


Days Between Discharge and Contact	Q1	Q2	Q3	Q4	Target
	4.6	4.9	5.3	7.4	5

Program Outcomes

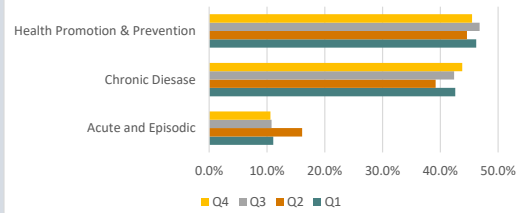


19
Number of Programs offered in Q4



Clinical Outcomes

Nurse Practitioner - Types of Care



760

Number of Referrals to External Partners made by Mental Health Counsellors in Q4

8.4

Average number of days for Mental Health Intake Appointments for Q4



3620

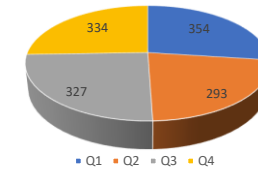
Number of Medication Assessments completed by Pharmacists YTD

1118

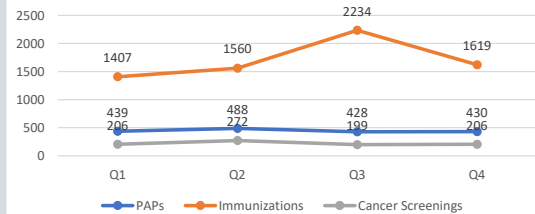
Number of Medication Reconciliations completed by Pharmacists YTD



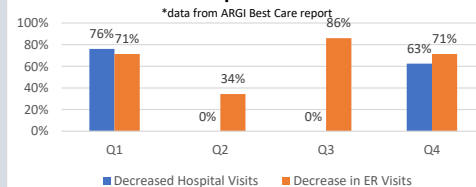
Number of patients presenting with Diabetes/Pre-Diabetes cared for by Registered Dietitians



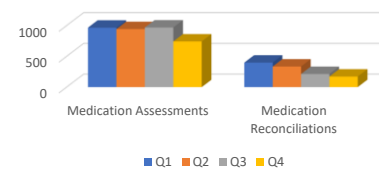
Nurse Practitioner Preventative Care



Respiratory Therapy Reductions in Hospital Visits



Medication Reviews Provided by Pharmacists



Occupational Therapy Visits YTD

